



BIG WHITE 2020





INDOOR



TONILA | FITU TL

A-A++ Spektrum
A++-E

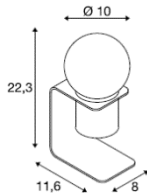
**LED
INSIDE**



50000



0,524



TONILA (1002582)

- 90lm | 2700K | CRI>80
- **3 Step dimming via switch**
- Material Aluminium/Plastic
- System capacity 1,6Wh | Battery 3,6V | 2000mAh
- Power supply & cable excl.

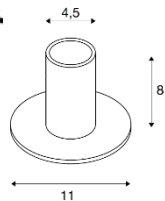
E-A++ Spektrum
A++-E



200



0,3



FITU (1001676)

- E27
- Max. 10W
- Material Aluminium



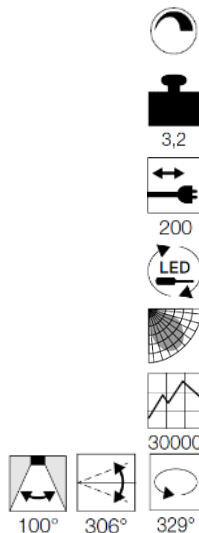
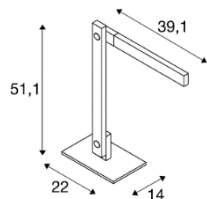


MECANICA PLUS TL I MECANICA PLUS FL

A-A++ Spektrum A++-E

LED INSIDE

NEW VARIANT



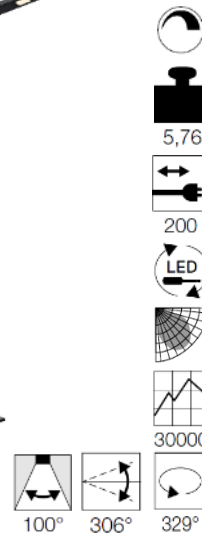
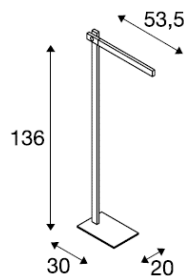

MECANICA PLUS TL (1002404)

- 450lm | 2700K – 6500K | CRI>80 | Dimmable Switch
- Material Aluminium
- System capacity 7W | 100-240V | 12VDC

A-A++ Spektrum A++-E

LED INSIDE

NEW VARIANT



MECANICA PLUS FL (1002405)

- 650lm | 2700K – 6500K | CRI>80 | Dimmable Switch
- Material Aluminium
- System capacity 7W | 100-240V | 12VDC





PANTILO 16 | PANTILO 20 | PANTILO 28

A-A++ Spektrum
A++-E



1,2



250

A-A++ Spektrum
A++-E



1



250

A-A++ Spektrum
A++-E



1,3



250



PANTILO 16 (1003002)

- E27 | max. 15W
- Material Glass
- Ø:16cm H:35cm
- **OPEN CABLE END!**



PANTILO 20 (1003005)

- E27 | max. 15W
- Material Glass
- Ø:20cm H:21,3cm
- **OPEN CABLE END!**



PANTILO 28 (1003006)

- E27 | max. 15W
- Material Glass
- Ø:28cm H:17,2cm
- **OPEN CABLE END!**





ONE 60 | ONE 80 | ONE TRIPLE

A-A++ Spektrum
A⁺-E



1,8



150



30000

A-A++ Spektrum
A⁺-E



2



150



30000

A-A++ Spektrum
A⁺-E



4,15



150



30000



ONE 60 (1002909)

- 1400/1500lm | 3000/4000K | CRI>80
- **Dimmable: DALI**
- System capacity 25W



ONE 80 (1002911)

- 2000/2200lm | 3000/4000K | CRI>80
- **Dimmable: DALI**
- System capacity 35W



ONE TRIPLE (1002913)

- 3900/4200lm | 3000/4000K | CRI>80
- **Dimmable: DALI**
- System capacity 65W





ONE 40 | ONE 60

A-A++ Spektrum
A++-E

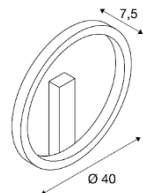
LED
INSIDE



1,1



30000



ONE 40 (1002915)

- 720/770lm | 3000/4000K | CRI>80
- **Dimmable: DALI**
- System capacity 14W

A-A++ Spektrum
A++-E

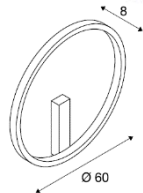
LED
INSIDE



1,5



30000



ONE 60 (1002918)


- 1400/1500lm | 3000/4000K | CRI>80
- **Dimmable: DALI**
- System capacity 25W





MALANG VALETO

A-A++ Spektrum
A++-E
LED
INSIDE



MALANG VALETO (1002858)

- Ring: 350lm | RGB+W (3000K) | CRI>80
- Panel: 2100-2400lm | 2700-6500K | CRI>80
- System capacity 39W
- Material Aluminium | PC
- **Option to integrate in other ZigBee Systems!!!**





ACCANTO SERIES

E-A++ Spektrum
A++-E



ACCANTO (1002946)

- Material Steel | Textile
- L:80cm B:30cm H: 20cm
- 3x max. 40W
- Bulb max. 13cm



3



150

E-A++ Spektrum
A++-E

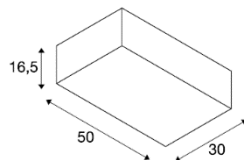


ACCANTO CL (1002944)

- E27 | max. 2x 40W
- Material: Steel / Textile



1,6



E-A++ Spektrum
A++-E

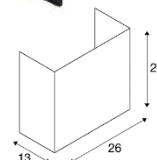


ACCANTO WL (1002942)

- E27 | max.40W
- Material: Steel / Textile



0,68

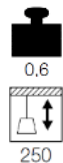






ASTINA SERIES

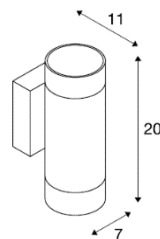

A-A++ Spektrum
A++-E



ASTINA PD (1002939)

- GU10 I max. 10W
- Material Aluminium / Frosted Glass
- Ø:7cm L:20cm
- **OPEN CABLE END!**

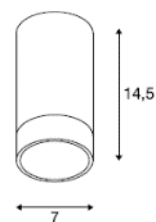
A-A++ Spektrum
A++-E



ASTINA UP & DOWN (1002933)

- GU10 I max. 2x 10W
- Material Aluminium / Frosted Glass

A-A++ Spektrum
A++-E



ASTINA CL (1002936)

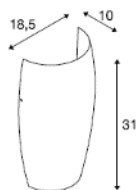
- GU10 I max. 10W
- Material Aluminium / Frosted Glass





PURISA

E-A++ Spektrum
A++-E



PURISA (1002993)

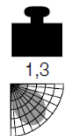
- E27 I max. 40W
- Material Steel/Glass
- Bulb max. Ø 8cm L: 15cm



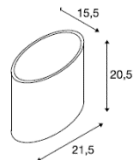


KENKUA I KENKUA SPOT

E-A++ Spektrum
A++-E



1,3



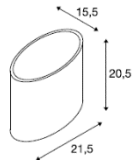
KENKUA (1002856)

- E27 | max. 40W |
- Material: Steel / Glass

E-A++ Spektrum
A++-E



1,45



KENKUA SPOT (1002855)

- E27 | max. 40W |
- Reading light LED: 200lm / 3000K / CRI>80
- Material: Steel / Glass



30000



180°



180°



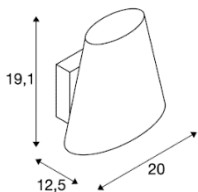
25°





COUPA

D-A+ Spektrum
A++-E



COUPA (1002859)

- G9 I max. 42W I max. L: 9cm
- Material: Steel / Glass





DISPLAY ADL 50 | SPOT DISPLAY E27

E-A++ Spektrum
A++-E

NEW
COLOR



0,3



200°

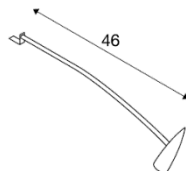


90°



DISPLAY ADL 50 (1002860)

- QPAR51 max. 50W
- Decoring as accessorie available
- Connection box included



A-A++ Spektrum
A++-E



0,8



200



90°

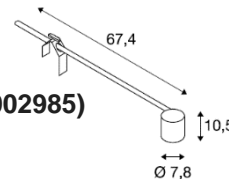



IK03



SPOT DISPLAY E27(1002985)

- E27 I max. 18,5W
- Material: Steel / Aluminium
- Clamping range 10-60mm





NAGY 75 | FERA 25

A-A++ Spektrum
A++-E



0,7



0,2



30000



0,77



90°



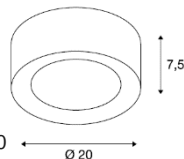
NAGY 75 (1002965)

- Material: Plastra
- Bulb: GU10 max. 10W
- Ø:7,5cm H:14cm



FERA 25 (1002967)

- Dimmable: DALI
- 1580 / 1650lm | 3000/4000K | CRI>80
- System capacity: 19,5W
- Material: PC & PMMA





FENDA BOW BASIS

E-A++ Spektrum
A++-E

NEW
COLOR



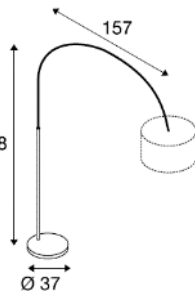
22



200



180°



FENDA BOW BASIS (1003029) 228

- NOW in black and white
- E27 max. 25W | Bulb length max. 17,5cm
- 900g max. weight for the shade

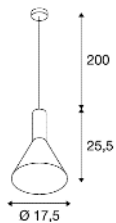
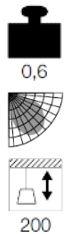




PHELIA SERIE

NEW COLOR

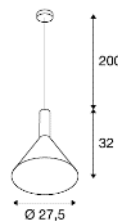
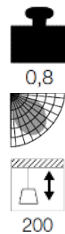
A-A++ Spektrum
A++-E



Phelia Serie(1002948)

- Now in black and gold inside
- E27 max. 23W
- Material Aluminium

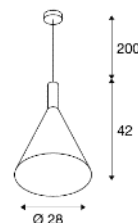

A-A++ Spektrum
A++-E



Phelia Serie(1002949)

- Now in black and gold inside
- E27 max. 23W
- Material Aluminium

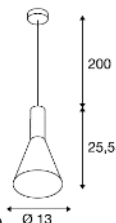
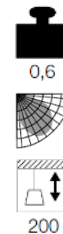
A-A++ Spektrum
A++-E



Phelia Serie(1002950)

- Now in black and gold inside
- E27 max. 23W
- Material Aluminium

A-A++ Spektrum
A++-E




Phelia Serie(1002951)

- Now in black and gold inside
- E27 max. 23W
- Material Aluminium



SLV
ERLEBE LICHT



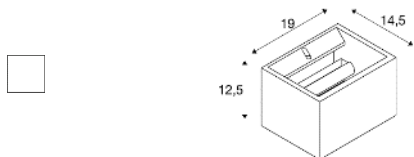


PLASTRA WL I FENDA WL I RETRATO

D-A+ Spektrum A++-E




1,6



PLASTRA WL (1002238)

- Material: **Plastra** / Steel
- Bulb: R7s 118mm l max. 20W

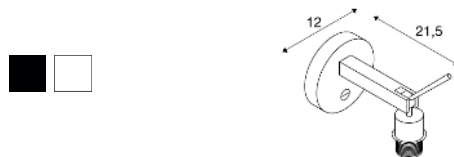
E-A++ Spektrum A++-E



0,56

350°

90°

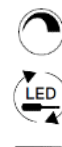


FENDA WL (1003034)

- Material: Aluminium / Steel
- Bulb: max. 40W

A-A++ Spektrum A++-E

LED
INSIDE



LED



30000

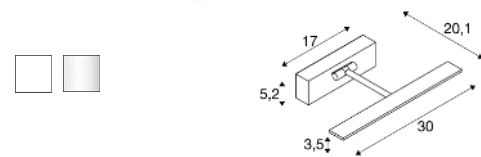
100°



0,52

330°

90°



RETRATO (1002960)

- 730lm / 3000K / CRI>90
- Dimmable TRIAC C / L
- System capacity 12W





LOGS IN L

A-A++ Spektrum
A++-E

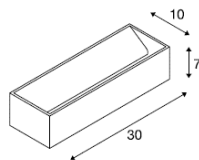
LED
INSIDE



30000



1,3



LOGS IN L (1002930)

- 1500lm | 2000-3000K | CRI>90
- Dimmable TRIAC C, TRIAC L
- System capacity 19W
- Material Aluminium
- **Dim to warm!**

A-A++ Spektrum
A++-E

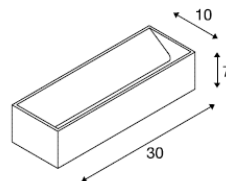
LED
INSIDE



30000



1,3



LOGS IN L (1002842)

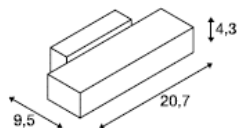
- 1100lm | 3000K | CRI>90
- Dimmable TRIAC C, TRIAC L
- System capacity 17W
- Material Aluminium





ANDREAS | SEDO 7

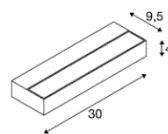


D-A+ Spektrum
A++-E



Andreas (1002925)

- R7s 118mm max. 80W
- Material Aluminium / Steel

A-A++ Spektrum
A++-E



SEDO 7(1002962)

- 1020lm | 3000K | CRI>80
- Material Aluminium/Glass
- 350mA / 11,5W





ARLINA 60/130 | LENITO



IP 20



30000



ARLINA (1002239)

- 1400lm | 3000K | CRI>80 L:67
- 2400lm | 3000K | CRI>80 L:128cm
- System capacity 20W | 28W
- Material Aluminium
- Product dimension: B:6,8cm H:6cm



30000



0,55



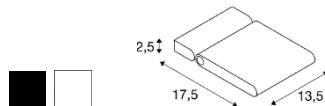
340°



180°




120°



LENITO (1002920)

- 2450lm | 3000K | CRI>80
- System capacity 24W
- Material Aluminium / PC

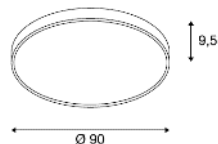




MEDO 90 DALI

A-A++ Spektrum
A++-E

LED
INSIDE



25



25000



105°

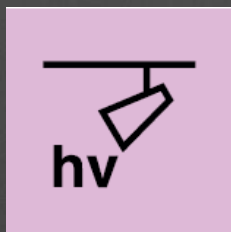


9,1

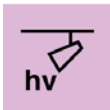


MEDO 90 DALI (1001890)

- System capacity 78W | 220-240V | 1000mA
- **9500/10100lm | 3000/4000K** | CRI>80
- Material Aluminium / PC
- Ambient Temperature max. 40° C
- Suspension kit excl.



INDOOR



PARA CONE 14

E-A++ Spektrum A++-E

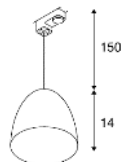
NEW COLOR



0,4



150



150

14



PARA CONE 14 3 phase (1002686)

- GU10 max. 35W
- New color copper
- Material Aluminium

E-A++ Spektrum A++-E

NEW VARIANT



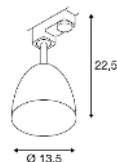
0,4



300°



80°



22,5

Ø 13,5



PARA CONE 14 3 phase (1002876)

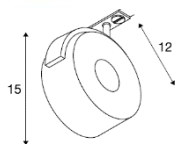
- GU10 max. 25W
- Material Aluminium



A-A++ Spektrum A+-E

LED INSIDE

NEW COLOR



KALU TRACK 1Phase (1002854)

- 860lm | 3000K | CRI>80
- Dimmable TRIAC C
- System capacity 13W



25000



0,49



350°



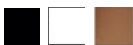
90°



85°

E-A++ Spektrum A+-E

NEW VARIANT



KALU TRACK 1Phase (1002873)

- GU10 max. 25W



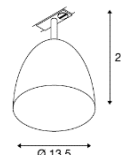
0,4



300°



80°



A-A++ Spektrum A+-E

LED INSIDE

NEW VARIANT



NOBLO SPOT SET (1002610)

- 1860lm | 2700K | CRI>80
- System capacity 22,5W
- Material: Aluminium
- Incl. 2x 1m track
- 1x feed in, long connector
- 2x end caps and 3x NOBLO SPOT



90°



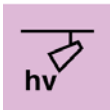
2,11



320°



36°



S-TRACK DALI



S-Track DALI BLACK

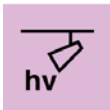
- Power load max. 16A
- 2m (1002631)
- 3m (1002633)
- 4m (1002635)



S-Track DALI White

- Power load max. 16A
- 2m (1002632)
- 3m (1002634)
- 4m (1002636)





TRACK ACCESSORIES



Feed-in

- Earth left
- 10A max.
- Black: 1002638
- White: 1002640



Feed-in

- Earth right
- 10A max.
- Black: 1002637
- White: 1002639



T-Connector

- Earth right
- 16A max.
- Black: 1002651
- White: 1002653



T-Connector

- Earth left
- 16A max.
- Black: 1002652
- White: 1002654



Mini Feed-in

- 16A max.
- Black: 1002641
- White: 1002642



Corner-Connector

- Earth right
- 16A max.
- Black: 1002647
- White: 1002649



X-Connector

- 16A max.
- Black: 1002655
- White: 1002656



Middle-Feed-in

- 10A max.
- Black: 1002643
- White: 1002644



Mounting-Clip

- Black: 1002657
- White: 1002658



Flex-Connector

- 16A max.
- Black: 1002645
- White: 1002646



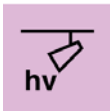
3PH-Adapter

- 10A max.
- Black: 1002660
- White: 1002659



Corner-Connector

- Earth left
- 16A max.
- Black: 1002648
- White: 1002650



SIGHT TRACK DALI

A-A++ Spektrum
A+-E

LED
INSIDE

NEW
VARIANT



30000



120°

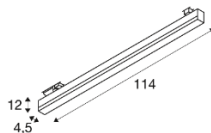


2



SIGHT TRACK DALI (1002661)

- 3100lm | 3000K | CRI>80
- System capacity 40W | 220-240V | 700mA
- Material Aluminium / Acryl
- **Dimmable :DALI**



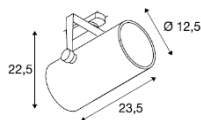


EURO SPOT TRACK DALI SERIES

A-A++ Spektrum A++-E



NEW VARIANT



2,04



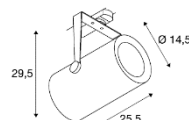
Euro Spot 235mm (1002809)

- Dimmable: DALI
- System capacity 42W
- CRI>90
- Available in 3000K & 4000K
- Beam angle available in 15° ,38° & 60°
- Lumen from 2850lm to 3150lm

A-A++ Spektrum A++-E



NEW VARIANT



3,13



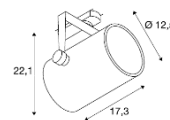
Euro Spot 255mm (1002663)

- Dimmable: DALI
- System capacity 47W
- CRI>90
- Available in 3000K & 4000K
- Beam angle available in 40
- 4800lm

A-A++ Spektrum A++-E



NEW VARIANT



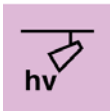
1,4



Euro Spot 173mm (1002667)

- Dimmable: DALI
- System capacity 20W
- CRI>90
- Available in 3000K & 4000K
- Beam angle available in 15° ,38° & 60°
- Lumen 1900 or 2000



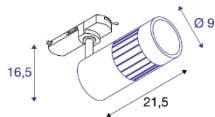


STRUCTEC DALI

A-A++ Spektrum
A++-E

LED
INSIDE

NEW
VARIANT



350°



90°



30000



1,3



LED



36°

STRUCTEC DALI (1003024)

- 2500lm/2600lm | CRI>97 | 3000/4000K
- Dimmable DALI
- Material Aluminium
- System capacity 29W





COMET LED I NOBLO SPOT

A-A++ Spektrum
A++-E

LED
INSIDE

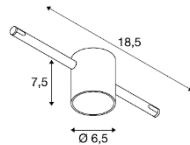
NEW
VARIANT



25000



0,257



COMET LED (1002688)

- 410lm | 2700K | CRI>80
- Material Aluminium/Glass
- System capacity 6,3W
- 12V

A-A++ Spektrum
A++-E

LED
INSIDE

NEW
VARIANT



25000



0,35



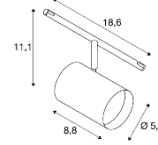
340°



90°



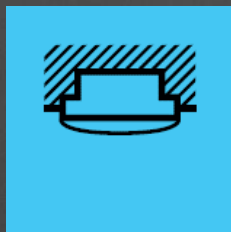
36°



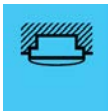
NOBLO SPOT (1002694)

- Black 420lm | White 450lm | Chrom 450lm
- 2700K | CRI>80
- Material Aluminium / PMMA
- 12V





INDOOR



GIMBLE SERIE

A-A++ Spektrum
A++-E

LED
INSIDE



30000



0,11



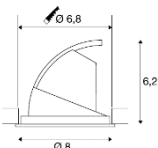
240°



45°



36°



GIMBLE IN 68 (1002879)

- 520lm / 3000K / CRI>90
- 350mA | 6W | Material Aluminium
- Other version 560lm / 4000K / CRI>90

A-A++ Spektrum
A++-E

LED
INSIDE



30000



0,22



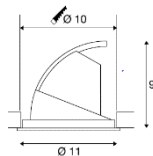
240°



45°



36°



GIMBLE IN 100 (1002880)

- 990lm / 3000K / CRI>90
- 350mA | 13W | Material Aluminium
- Other version 1140lm / 4000K / CRI>90

A-A++ Spektrum
A++-E

LED
INSIDE



30000



0,55



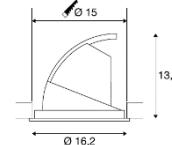
240°



50°



40°



GIMBLE IN 150 (1002888)

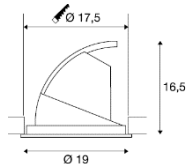
- 2300lm / 3000K / CRI>90
- 700mA | 25,5W | Material Aluminium
- Other version 2490lm / 4000K / CRI>90



GIMBLE SERIE

A-A++ Spektrum
A++-E

LED
INSIDE



30000



0,8



240°



50°




40°



GIMBLE IN 175 (1002881)

- 3340lm / 3000K / CRI>90
- 1000/1050mA | 38W | Material Aluminium
- Other version 3550lm / 4000K / CRI>90





PAVANO SERIES



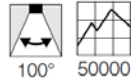
2,95



19



20



100° 50000

PAVANO 300x1200mm (1003080)

- 3300lm | CRI>90 | 3000K
- 3550lm | CRI>90 | 4000K
- PERFECT FOR WORKSTATIONS! EN12464-1
- Open cable end | 700mA
- L:119,5cm B: 29,5cm H:3,6cm T: 5cm
- 25W



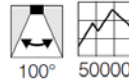
2,9



19



20



100° 50000

PAVANO 600x600mm (1003076)

- 3300lm | CRI>90 | 3000K
- 3550lm | CRI>90 | 4000K
- PERFECT FOR WORKSTATIONS! EN 12464-1
- Open cable end | 700mA
- L:59,5cm B:59,5cm H:3,6cm T:5cm
- 25W



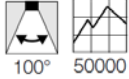
3,3



19



20



100° 50000

PAVANO 620x620mm (1003078)

- 3300lm | CRI>90 | 3000K
- 3550lm | CRI>90 | 4000K
- PERFECT FOR WORKSTATIONS! EN 12464-1
- Open cable end | 700mA
- L: 62cm B: 62cm H: 3,6cm T:5cm
- 25W



LED PANEL

A-A++ Spektrum A+-E

LED INSIDE

NEW VARIANT



120°



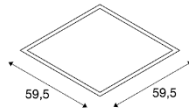
1,72

UGR

22



50



59,5

59,5



LED PANEL 600x600 (1003071)

- 2600/2800lm | 3000/4000K | CRI>80
- Open cable end!
- 700mA | 26W
- Product dimension H:3cm
- Installation dimension T: 5cm

A-A++ Spektrum A+-E

LED INSIDE

NEW VARIANT



120°



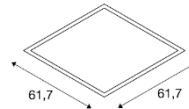
1,98

UGR

22



50



61,7

61,7



LED PANEL 620x620 (1003072)

- 2600/2800lm | 3000/4000K | CRI>80
- Open cable end!
- 700mA | 26W
- Product dimension H:3cm
- Installation dimension T: 5cm

A-A++ Spektrum A+-E

LED INSIDE

NEW VARIANT



120°



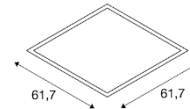
2,55

UGR

19



150




61,7

61,7



LED PANEL 620x620 (1003074)

- 4000lm | 4000K | CRI>90
- Open cable end!
- 1050mA | 35W
- Product dimension H:0,9cm
- Installation dimension T: 5cm
- **Perfect for work stations after EN 12464-1**





LED PANEL



A-A++ Spektrum A⁺-E

LED INSIDE

NEW VARIANT


120°



2,55

UGR

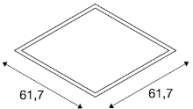
19



150

50000



61,7 61,7



LED PANEL 620x620 (1003073)

- 4000lm | 3000K | CRI>90
- Open cable end!
- 1050mA | 35W
- Product dimension H:0,9cm
- Installation dimension T: 5cm
- **Perfect for work stations after EN 12464-1**



A-A++ Spektrum A⁺-E

LED INSIDE

NEW VARIANT


120°



2,35

UGR

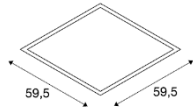
19



150

50000



59,5 59,5



LED PANEL 600x600 (1003083)

- 4000lm | 3000K | CRI>90 | 4000K (1003084)
- Open cable end!
- 1050mA | 35W
- Product dimension H:0,9cm
- Installation dimension T: 5cm
- **Perfect for work stations after EN 12464-1**



A-A++ Spektrum A⁺-E

LED INSIDE

NEW VARIANT


120°



2,4

UGR

19



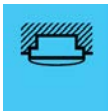
50

50000

LED PANEL 300x120 (1003075)

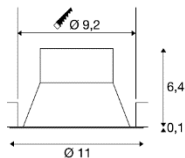
- 3600lm | 3000K|4000K | CRI>90
- Open cable end!
- 900mA | 31W
- Product dimension L:119,5cm B: 29,5cm H:0,9cm
- Installation dimension T: 5cm
- **Perfect for work stations after EN 12464-1**



AKALO D83 I INDI REC

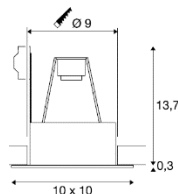
A-A++ Spektrum
A+-E

LED
INSIDE



E-A++ Spektrum
A+-E

NEW COLOR



AKALO D83 (1001264)

- 800/850/880lm | 3000/4200/5700K | CRI>80
- Dimmable TRIAC C
- Material Aluminium / PC

INDI REC (1002857)

- GU10 max. 20W
- New color black





DINGILO

A-A++ Spektrum
A++-E

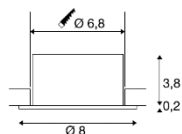
LED
INSIDE

NEW
VARIANT



DINGILO (1003036)

- 330lm / 2700K / CRI>90
- 330lm / 3000K / CRI>90
- Material Aluminium / Plastic
- System capacity 4,4W



30000



40°



IP 20/44



0,17




10°

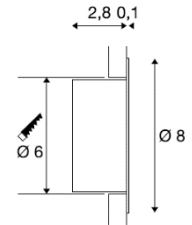
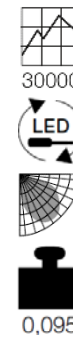
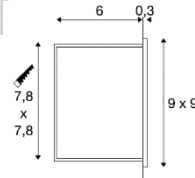
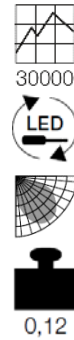
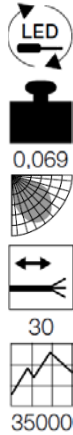


IK02





NOTAPO WL | MOBALA WL | WORO WL



NOTAPO (1002979)


- 6lm / 3000K / CRI>90
- 2,2W | 700mA
- Material Aluminium
- Available in two sizes

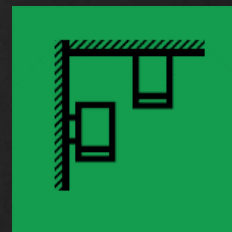
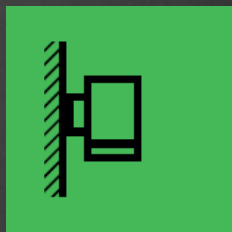


MOBALA (1002982)

- 14lm / 3000K / CRI>80
- **Direct connection to 230V!**
- System capacity 1,3W

WORO (1002922)

- 50lm | 3000K | CRI>80
- 350mA / 1,1W
- **Installation in a standard flushmounted box**

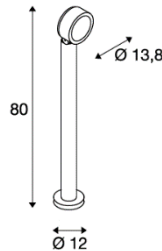
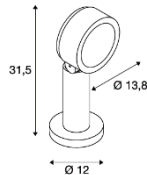




OUTDOOR

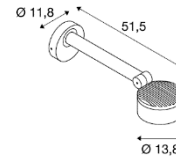


ESKINA SERIES



MYDLANA (1002906)

- 1000lm | CRI>80 | 3000K/4000K
- **Dimmable TRIAC C**
- Material Aluminium
- System capacity 14,5W
- **Available in two sizes 30/80**



MYDLANA DISPLAY (1002905)

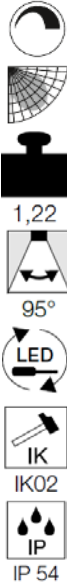
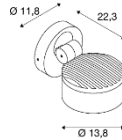
- 1000lm | CRI>80 | 3000/4000K
- Dimmable TRIAC C
- Material Aluminium
- System capacity 14,5W

1,39





ESKINA SERIES



1002904 with Sensor

- Coverage angle 100°
- Detection distance 10m
- Lux and duration adjustable



MYDLANA CW (1002903)

- 1000lm | CRI>80 | 3000/4000K
- **Dimmable TRIAC C**
- Material Aluminium
- System capacity 14,5W



NAUTILUS 25

A-A++ Spektrum
A++-E

LED
INSIDE



0,7



IK

IK02



IP

IP 54



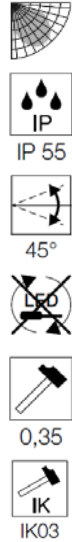
NAUTILUS 25 (1002867)

- GU10 max.11W | Ø:5cm L:8,3cm max.



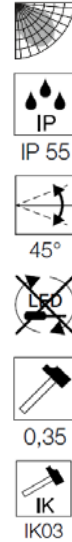


ABRIDOR SERIES



ABRIDOR 100 (1002991)

- 750lm | CRI>80 | 3000K/4000K
- Two different heights 60cm and 100cm
- Material Aluminium | Open cable end!
- System capacity 14W



ABRIDOR WL (1002989)

- 750lm | CRI>80 | 3000/4000K
- Material Aluminium
- System capacity 14W



ABRIDOR SENSOR WL (1002990)

- 750lm | CRI>80 | 3000/4000K
- Material Aluminium
- System capacity 14W







FLATT SERIES

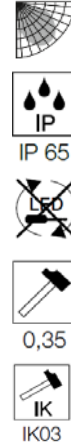
A-A++ Spektrum
A⁺-E
LED
INSIDE



FLATT POLE 100 (1002956)

- 400lm | 3000/4000K | CRI>80
- Two different heights available 65cm and 100cm
- System capacity 9,7W

A-A++ Spektrum
A⁺-E
LED
INSIDE



FLATT WL (1002952)

- 460lm | 500lm | CRI>80 | 3000/4000K
- Material Aluminium
- System capacity 14W
- **B:18cm H:23cm T: 7cm**



1,94

A-A++ Spektrum
A⁺-E
LED
INSIDE



FLATT SENSOR WL(1002954)

- 600lm | CRI>80 | 3000/4000K
- Material Aluminium
- System capacity 16W
- **B:18cm H:23cm T: 7cm**



1,98



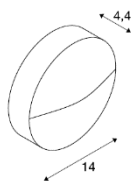




DOWNUNDER OUT

A-A++ Spektrum
A++-E

LED
INSIDE



IP 65



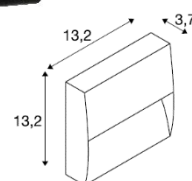
30000



0,38

A-A++ Spektrum
A++-E

LED
INSIDE



IP 65



30000



0,43

DOWNUNDER OUT Round(1002868)

- 140lm | 3000/4000K | CRI>80
- System capacity 4,5W

DOWNUNDER OUT Square(1002869)

- 150lm | CRI>80 | 3000/4000K
- System capacity 4,5W





THEO PATHLIGHT SERIES

A-A++ Spektrum
A++-E



IP 44



2,8



IK02



90°



20

A-A++ Spektrum
A++-E



IP 44



3,3



IK02



90°



20

THEO PATHLIGHT Single (1002870)

- GU10 max. 7W
- Material Aluminium
- B:14cm H:72,5cm
- Open cable end!

THEO PATHLIGHT Double(1002871)

- GU10 max. 2x7W
- Material Aluminium
- B:21,2cm H:72,5cm
- Open cable end!

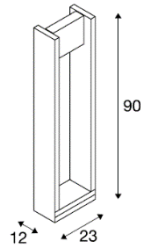




QUAD POLE

A-A++ Spektrum
A+-E

LED
INSIDE



IP 65



IK 02



25000



20



100°



180°



6

QUAD POLE (1003001)

- 1550lm | 3000K | CRI>80
- Material Aluminium / Glass
- System capacity 18W
- Open cable end!





QUADRULO

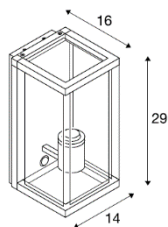
E-A++ Spektrum
A++-E



IP 44



2,24



QUADRULO Sensor (1002402)

- E27 | max.15W |
- Ø: 8 cm max. L:18 cm max.
- Material Aluminium / Glas

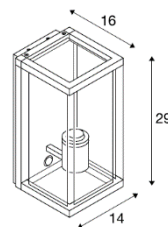
E-A++ Spektrum
A++-E



IP 44




2,21



QUADRULO (1002403)

- E27 | max.15W |
- Ø: 8 cm max. L:18 cm max.
- Material Aluminium / Glas





ANGOLUX SOLAR

A-A++ Spektrum
A++-E

LED
INSIDE

NEW
VARIANT



IP 54



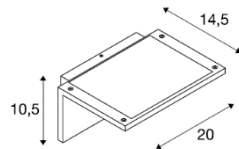
IK02



130°



0,9



ANGOLUX SOLAR(1002597)

- 150lm | 3000K | CRI>80
- Material Aluminium
- Battery operation 3,7V 2200mAh

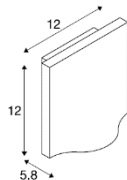




VILUA SERIE

A-A++ Spektrum
A++-E

LED
INSIDE



IP 54



IK02



0,55

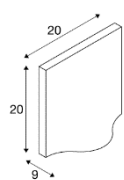


100°



A-A++ Spektrum
A++-E

LED
INSIDE



IP 54



IK02



1,55

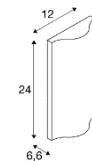


100°



A-A++ Spektrum
A++-E

LED
INSIDE



100°



100°



IK02



1,1



IP 54



VILUA S (1002503)

- 405lm | 3000K | CRI>80
- Material Aluminium / Glas
- System capacity 8,3W | 100-277V | 700mA

VILUA L (1002504)

- 810lm | 3000K | CRI>80
- Material Aluminium / Glas
- System capacity 16W | 100-277V | 350mA

VILUA UP/DOWN (1002505)

- UP/DOWN 392lm | 3000K | CRI>80
- Material Aluminium / Glas
- System capacity 16W | 100-277V | 700mA





SAIL I MANA OUT

A-A++ Spektrum
A++-E



IP 54



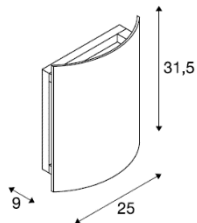
IK06



70°



1,9



SAIL (1002605)

- 400lm | 3000K | CRI>80
- 590lm white version
- Material Aluminium
- System capacity 18W

A-A++ Spektrum
A++-E



IP 65



30000



1,47



60°



MANA OUT WL (1002900)

- 650lm | 3000K | CRI>80
- Material Aluminium
- System capacity 12W | L:16cm B:16cm H:9,3cm
- Dimmable TRIAC C , TRIAC L







HELIA SENSOR I ADEGAN

A-A++ Spektrum A++-E

LED INSIDE

NEW VARIANT



90°



30000



35°



IP 55



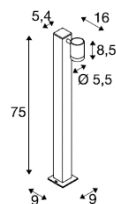
1,57



20



320°



HELIA SENSOR (1002199)

- 450lm | 3000K | CRI>80
- System capacity 8W
- Infrared sensor included

A-A++ Spektrum A++-E

FOLLOVER



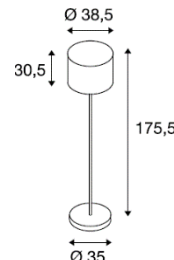
IP 44



16,4



250



ADEGAN MANILA (1002494)

- E27 max. 15W | Ø 4,8cm max. L:18cm max.
- Material stainless steel & Granit





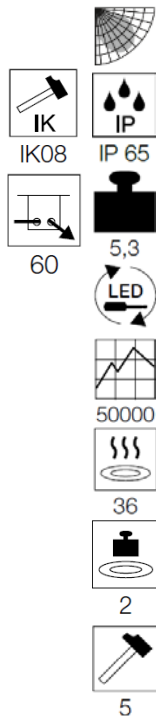
OUTDOOR



DASAR 270 SERIE

A-A++ Spektrum
A++-E

LED
INSIDE

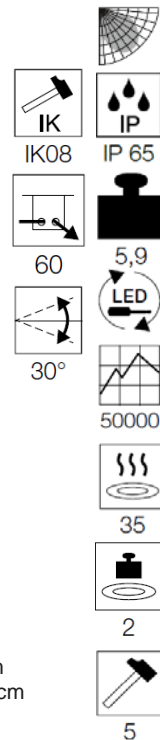


DASAR 270 (1002893)

- 2000lm | 3000K | CRI>80
- 2100lm | 4000K | CRI>80
- **Asymmetrical light distribution**
- System capacity 30W
- Product dimension: Ø 27cm H:20,3cm
- Installation dimension:Ø 25cm T:19,9cm

A-A++ Spektrum
A++-E

LED
INSIDE



DASAR 270 (1002897)

- 2500lm | 3000K | CRI>80
- 2600lm | 4000K | CRI>80
- System capacity 30W
- **Symmetrical light distribution**
- Product dimension: Ø 27cm H:20,3cm
- Installation dimension:Ø 25cm T:19,9cm
- **Honeycub excl.**





SLV VALETO SMART LIGHT SYSTEM



CONTROL UNIT | OPERATING ELEMENTS




CCT/RGBW Remote Control(1002994)

- Product dimension: L:6,5cm B: 6,5cm H: 1,95cm
- **20 ZigBee components can be controlled in three groups**



Phase cut dimmer (1002995)

- 200W max.
- Product dimension L:4,5cm B:4,5cm H: 2,2cm
- Controll via Gateway or Remote Control
- Fit in a standard 60mm switch box with a depth of 42mm





CONTROL UNIT | OPERATING ELEMENTS



12/24V Strip controller CCT

- Product dimension: L:13,4cm
B: 3,9cm H: 2,4cm
- 192W per channel max.
- Control via Gateway or remote
control



12/24V Strip controller RGBW(1002892)

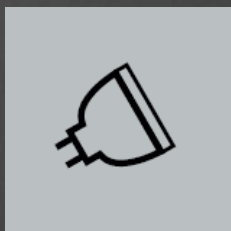

- Product dimension: L:13,4cm
B: 3,9cm H: 2,4cm
- 96W per channel max.
- Control via Gateway or remote
control



15W LED Driver (1002082)

- Product dimension: L:19cm
B: 6,1cm H: 3cm
- 350mA, 500mA & 700mA
- 15W max.





ACCESSORIES & LAMPS
PLEASE LOOK INTO THE CATALOGUE
AND BE SURPRISED 😊